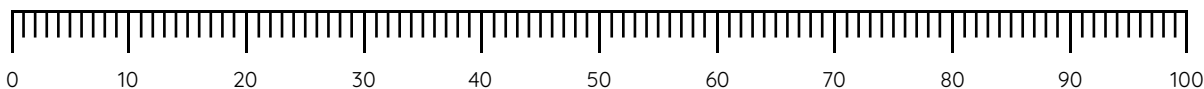


# Master The Number Line to 100

## Fluency 1

Complete the stem sentences.

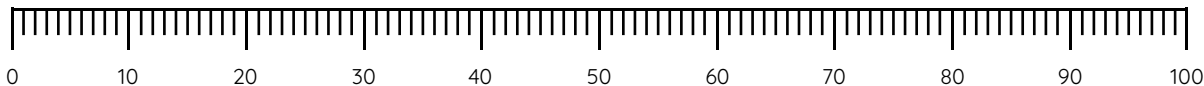


The value of each major interval is \_\_\_\_

The value of each minor interval is \_\_\_\_

## Fluency 2

Position the numbers on the number line.



26	11	38
73	99	54

## Fluency 3

Position the numbers on the number line.

\_\_\_\_ is the mid-point.

\_\_\_\_ and \_\_\_\_ are between 0 and 50

\_\_\_\_ and \_\_\_\_ are between 50 and 100

80	45	67	30
----	----	----	----



Reasoning, answers and teaching slides are available with a subscription.



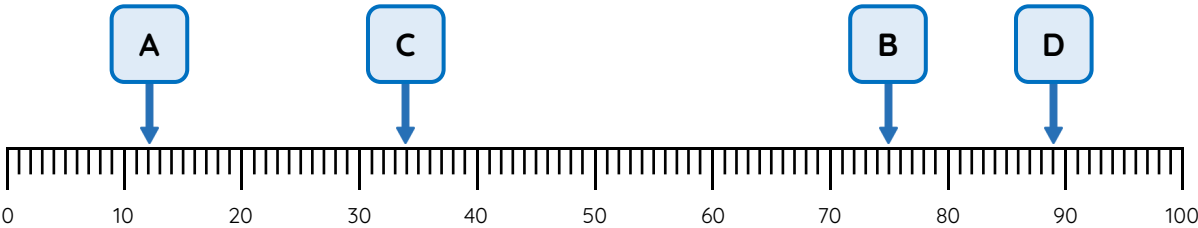
**Fluency**



# Master The Number Line to 100

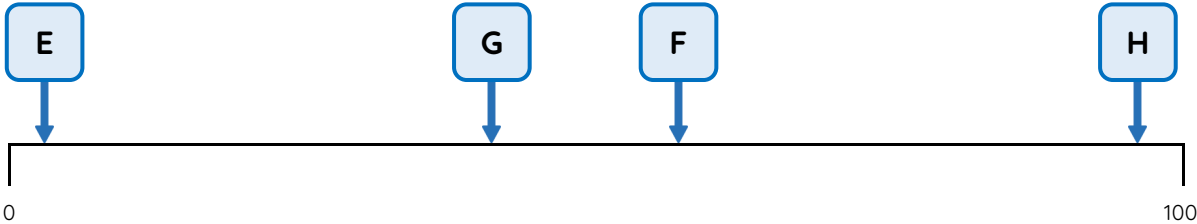
## Fluency 4

What numbers are represented by the arrows on each number line?



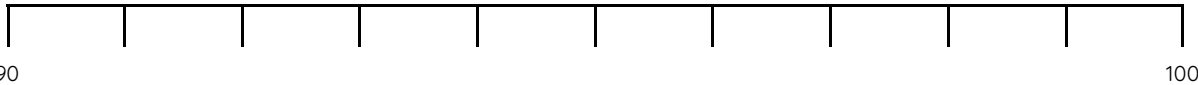
A		B	
C		D	

E		F	
G		H	



## Fluency 5

Position the numbers onto the number line.



92	97	95
----	----	----

Reasoning, answers and teaching slides are available with a subscription.




Fluency

# Master The Number Line to 100

### Fluency 6

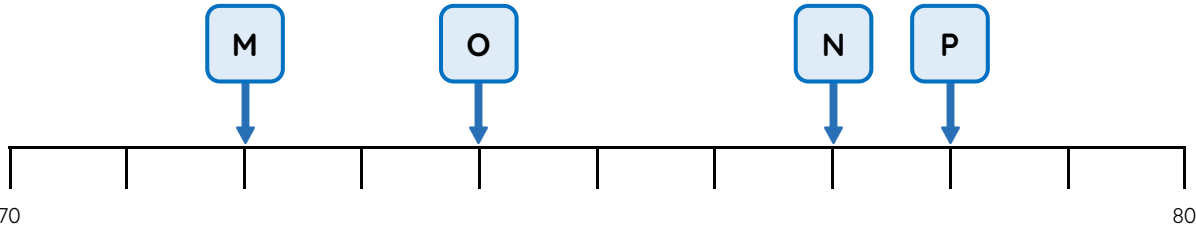
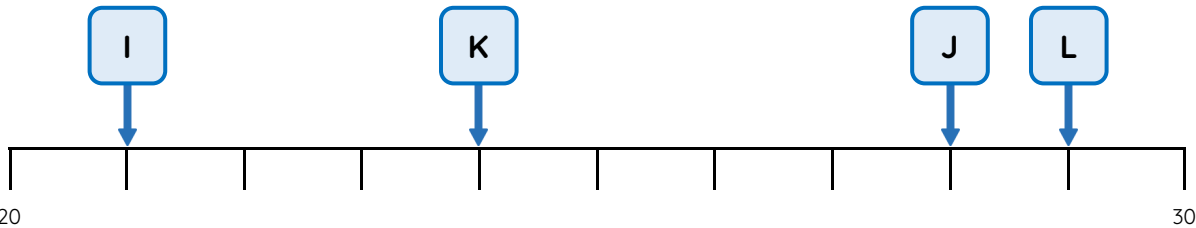
Complete the stem sentences and position the numbers onto the number line.



\_\_\_\_\_ is the mid-point of 60 and 70  
68 is near to \_\_\_\_\_  
64 is near to \_\_\_\_\_

### Fluency 7

What numbers are represented by the arrows on each number line?



I		J	
K		L	
M		N	
O		P	

Reasoning, answers and teaching slides are available with a subscription.

Fluency

