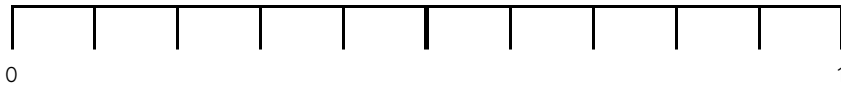


Master Tenths on a Number Line as Decimals

Fluency 1

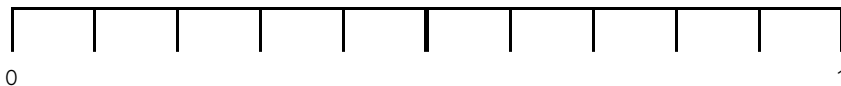
Complete the stem sentence.



The value of each interval is ____

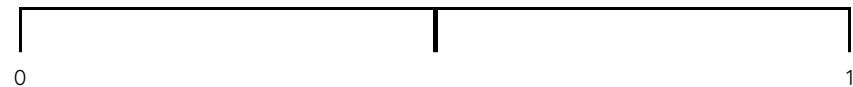
Fluency 2

Position the numbers onto the number line.

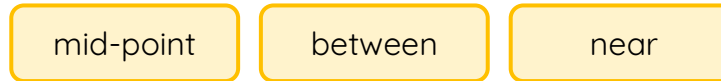


Fluency 3

Estimate the position of the numbers on the number line.




Use the vocabulary to explain how you positioned them.



Fluency 4

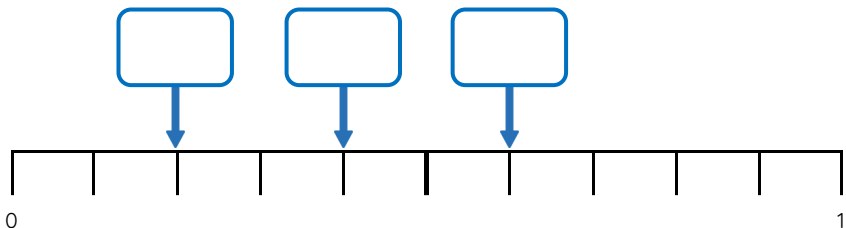
Estimate the position of the numbers on the number line.



Master Tenths on a Number Line as Decimals

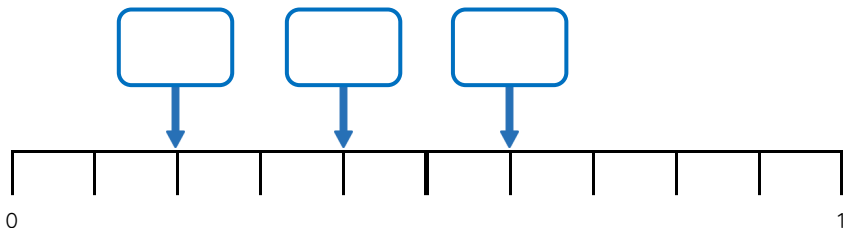
Fluency 5

Identify the numbers on the number line.




Fluency 5

Identify the numbers on the number line.



Fluency 6

Identify the numbers on the number line.



Fluency 6

Identify the numbers on the number line.



Reasoning, answers and teaching slides are available with a subscription.



Fluency

