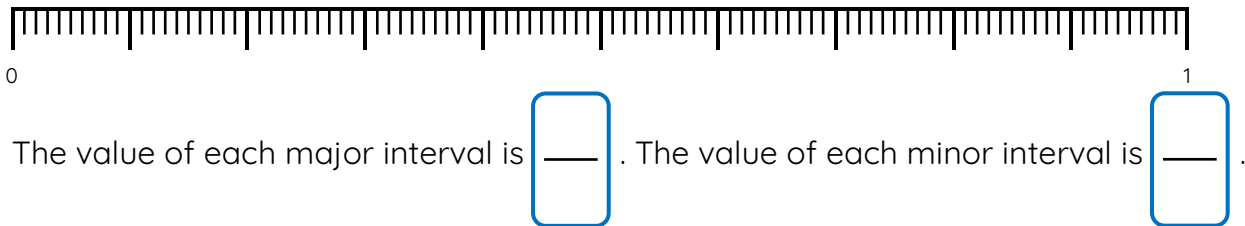


# Master Hundredths on a Number Line as Fractions

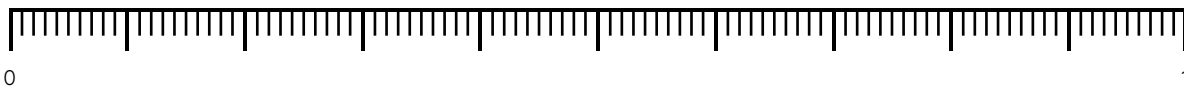
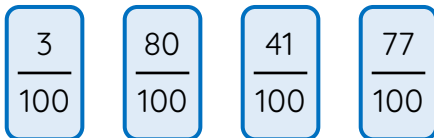
## Fluency 1

Complete the stem sentences.



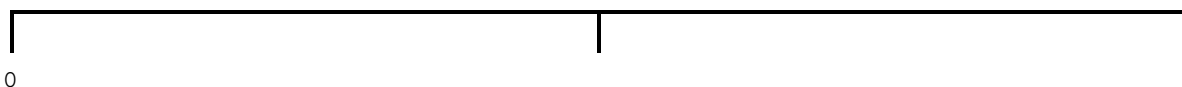
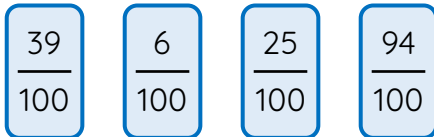
## Fluency 2

Position the fractions onto the number line.



## Fluency 3

Estimate the position of the fractions on the number line.



Use the vocabulary to explain how you positioned them.

 mid-point

 between

 near

Reasoning, answers and teaching slides are available with a subscription.



Fluency



# Master Hundredths on a Number Line as Fractions

## Fluency 4


Estimate the position of the fractions on the number line.

$$\frac{55}{100}$$

$$\frac{12}{100}$$

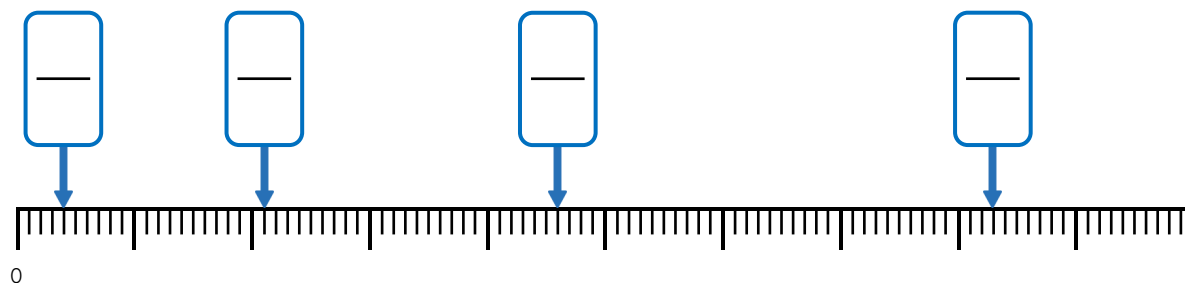
$$\frac{69}{100}$$

$$\frac{30}{100}$$



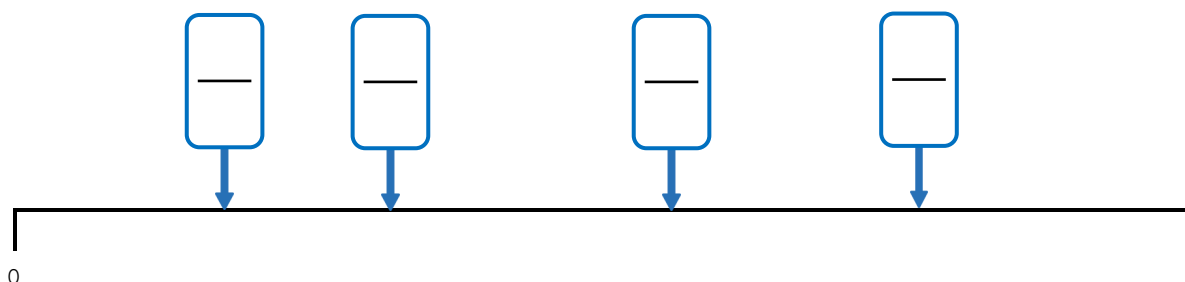
## Fluency 5

Identify the fractions on the number line.



## Fluency 6

Identify the fractions on the number line.



Reasoning, answers and teaching slides are available with a subscription.



Fluency

