

Master Reading Scales

Rationale

In this step, pupils build upon their understanding of number lines by reading marked scales with different intervals and identifying numbers on scales with a range of intervals. They will apply their understanding to horizontal, vertical and circular scales in preparation for their work on measures.



Key Stem Sentences

- ____ is here on the scale.



Key Vocabulary

- interval
- scale



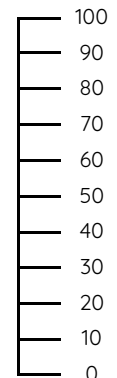
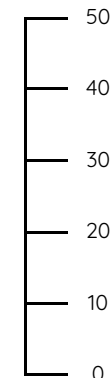


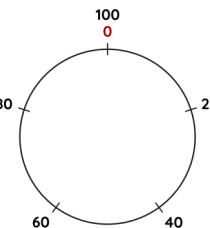
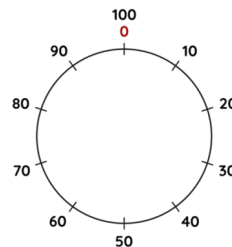
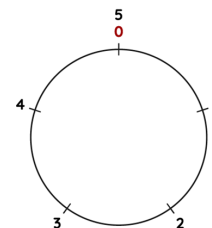
Common Errors or Misconceptions

- Pupils may miscount the intervals.
- Pupils may think that all scales are horizontal.
- Pupils may think that the start number on vertical scales is at the top instead of the bottom.



Key Representations

Horizontal, vertical and circular scales



Pupils will FLOURISH if they can...

- read scales and identify numbers on marked scales with different intervals.
- read scales in different orientations.
- explain their understanding using verbal sentences.

